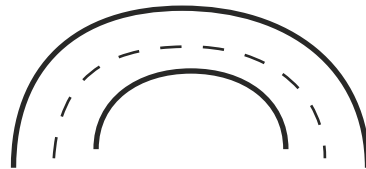

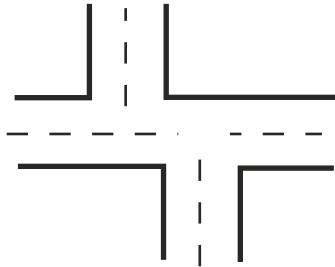
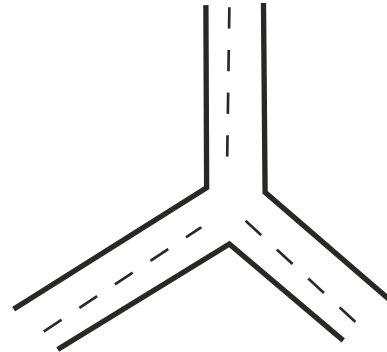
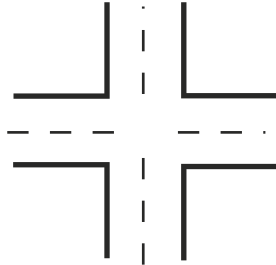
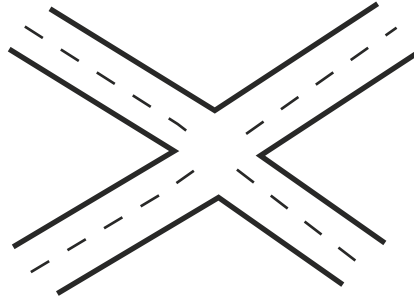



Other important facts _____

DRAW A DIAGRAM

Indicate the names of roads, points of compass, and direction of vehicles involved. Designate your vehicle and other vehicles. Note all traffic control devices



What to Do in the Event of an Automobile Accident



PROVIDED AS A COURTESY BY THE

Law Firm of Christopher A. Brown
3123 Atlantic Avenue, Suite 201
Atlantic City, NJ 08401

Phone: 609-344-8270

State law requires that the driver of a vehicle involved in an accident where a person is injured or property is damaged shall immediately stop his vehicle at the scene of the accident or as close to the scene as possible without obstructing traffic.

EXERCISE CAUTION

If you are ever in an auto accident, you may be too excited or shocked to think clearly at the moment. Because accidents happen to the best of drivers, everyone should be prepared to do the right things immediately afterward. Many legal troubles arising from accidents could be avoided or lessened if the persons involved knew in advanced what they should do.

ASSIST THE INJURED

Your first duty after stopping you car is to check for injured persons. If someone is seriously injured, try to make arrangements to call an ambulance. Do not move the injured person without medical assistance. Good intentions on your part may result in further injury to the victim.

PROTECT THE SCENE

Take all possible precautions to prevent further accidents. Try to have someone stationed to warn approaching vehicles and if at night, use your emergency flashers. Always keep a flash light, flares and a medical kit in your vehicle.

CALL AN OFFICER

Give notice of the accident to the local police department of the accident occurs within a city. If it occurs outside city limits, call the office of the County Sheriff or the nearest State Police.

FILE A POLICE REPORT

Do not argue at the accident scene. Keep your information to yourself and to the

police. State law requires that you provide your name, address and registration if the vehicle you are driving and that you exhibit your drivers' license and insurance card.

ASSIST THE OFFICER

Unless you are injured remain at the scene until the officer arrives. Cooperate with the officer by advising him of the facts. You have the right to consult a lawyer before making any statements.

IDENTIFY THE OTHER DRIVER(S)

Obtain the other driver's name, address, and the registration of the vehicle he is driving, and request him to exhibit his drivers' license and insurance card.

ADDRESSES

Obtain the names and addresses of any and all witnesses and all others who might have some information about any of the circumstance of the accident.

ARRESTS

An arrest at the scene of the other party or yourself does not necessarily indicate liability. Any statement made may be used as an admission against you, so it is important that you contact a lawyer as soon as possible before making any statements.

WHEN TO LEAVE THE SCENE

Unless you are hospitalized, do not leave the scene of the accident until completing the following Accident Information Form or otherwise instructed by a law enforcement officer.

SEE YOUR PHYSICIAN

Serious injuries do not always result in immediate pain. In most cases your automobile or health insurance will pay for medical treatment.

INFORM INSURANCE COMPANY

Make a complete report to your insurance company. Failure to make a prompt and correct report may affect your compensation.

CONSULT A LAWYER

Protect your legal rights. You may be entitled to compensation for property damage, personal injuries, wages and other losses resulting from an accident.

ACCIDENT INFORMATION FORM

Fill Out This Form

AT THE SCENE OF THE ACCIDENT

THE OTHER DRIVER AND VEHICLE

Name of the other driver(s) _____

Street address _____

City _____ State _____

Vehicle registration (car license) _____

Number _____

Make and type of car _____ Year _____

Driver's license number of other driver(s) _____

Insurance company _____

Address _____

Policy Number _____

Has he apparently been drinking? _____

Any verbal statement made by other driver as to cause of accident _____

NAMES AND ADDRESSES OF PASSENGERS IN BOTH VEHICLES

Name _____

Address _____

Name _____

Address _____

Name _____

Address _____

NAMES AND ADDRESSES OF ALL POSSIBLE WITNESSES

Name _____

Address _____

Name _____

Address _____

Name _____

Address _____

Name _____

Address _____

SPECIAL CONDITIONS TO NOTE IMMEDIATELY FOLLOWING ACCIDENT

Date of accident _____ Time _____

Location of accident _____

Position of your car after accident _____

Position of other car after accident _____

Road conditions _____

Traffic condition _____

Weather conditions _____

Traffic controls (traffic lights, stop signs, etc.) _____

Type of road (grade, curve, etc.) _____

Speed of your car just before accident _____

Speed of other car just before accident _____

Speed limit _____

Direction of your car _____

Direction of other car _____

Were you or other driver turning? _____

Did other driver signal properly (with arm, horn, lights, etc.) _____

If at night, were his lights on? _____

How far were you from other car when you first saw it? _____